








| Pos | N° | Nom | Sexe | Cat. | Class cat | Club / Team | Temps officiel | Vitesse |
|-----|-----|-----------------------|------|------|-----------|-----------------------------|----------------|------------|
| 1 | 643 | CARRET Adrien | M. | M0 | 1 | | 00:35:32 | 15,20 km/h |
| 2 | 644 | COLLIN Thomas | M. | M0 | 2 | | 00:36:23 | 14,84 km/h |
| 3 | 642 | MEDINA Alexandre | M. | M2 | 1 | | 00:38:44 | 13,94 km/h |
| 4 | 577 | FAMIBELLE Dorian | M. | M0 | 3 | | 00:39:55 | 13,53 km/h |
| 5 | 603 | PREGUESUELO Paul | M. | SE | 1 | | 00:40:46 | 13,25 km/h |
| 6 | 566 | PLACE Andre | M. | M3 | 1 | ECLA LAUDUN | 00:41:20 | 13,07 km/h |
| 7 | 532 | MERCIER Violette | F. | SE | 1 | TEAM PROVENCE ENDURANCE | 00:41:23 | 13,05 km/h |
| 8 | 570 | SORDELET Xavier | M. | M4 | 1 | ASVRTT | 00:43:22 | 12,45 km/h |
| 9 | 587 | ROCHETTE Julien | M. | M1 | 1 | LES BIPEDES DE LA VAUNAGE | 00:43:55 | 12,30 km/h |
| 10 | 488 | COUFFIN Antoine | M. | SE | 2 | AS VILLENEUVE TRIATHLON | 00:44:02 | 12,26 km/h |
| 11 | 520 | MARTIN Francois | M. | M5 | 1 | COURIR EN GARRIGUE | 00:44:48 | 12,05 km/h |
| 12 | 638 | PEISSELMON Christophe | M. | SE | 3 | COURFOREST | 00:44:53 | 12,03 km/h |
| 13 | 584 | BENOIT Nicolas | M. | M3 | 2 | ECLA LAUDUN | 00:44:59 | 12,00 km/h |
| 14 | 517 | MARCHIS MOUREN Laure | F. | SE | 2 | AGRUNNING | 00:45:34 | 11,85 km/h |
| 15 | 509 | MOLY David | M. | M1 | 2 | | 00:45:50 | 11,78 km/h |
| 16 | 585 | CATALAN Thibault | M. | M0 | 4 | | 00:46:23 | 11,64 km/h |
| 17 | 553 | PALADAN Kentin | M. | SE | 4 | | 00:47:07 | 11,46 km/h |
| 18 | 541 | DAVY Quentin | M. | SE | 5 | JUDO CLUB ROCHEFORTAIS | 00:47:08 | 11,46 km/h |
| 19 | 619 | MACRON Thomas | M. | M1 | 3 | RSA | 00:47:44 | 11,31 km/h |
| 20 | 632 | BAYLE Jean-Philippe | M. | M3 | 3 | AS VILLENEUVE RTT | 00:48:01 | 11,25 km/h |
| 21 | 628 | BELTRANDO Enzo | M. | SE | 6 | | 00:49:40 | 10,87 km/h |
| 22 | 630 | LACHEVRE Matthieu | M. | M2 | 2 | ASVRTT | 00:51:12 | 10,55 km/h |
| 23 | 515 | GIANONATTI David | M. | M1 | 4 | RSA | 00:51:21 | 10,52 km/h |
| 24 | 634 | RAMIS Robin | M. | SE | 7 | | 00:51:22 | 10,51 km/h |
| 25 | 512 | NICOLLET Florian | M. | M1 | 5 | | 00:51:32 | 10,48 km/h |
| 26 | 631 | BAYLE Caroline | F. | M3 | 1 | AS VILLENEUVE RTT | 00:51:34 | 10,47 km/h |
| 27 | 523 | RUIZ Pedro | M. | M3 | 4 | | 00:51:43 | 10,44 km/h |
| 28 | 504 | CHELU Severnie | F. | M2 | 1 | | 00:52:02 | 10,38 km/h |
| 29 | 612 | PERRIN Stephane | M. | M2 | 3 | | 00:52:20 | 10,32 km/h |
| 30 | 516 | PASSAT Fabrice | M. | M5 | 2 | RSA | 00:52:29 | 10,29 km/h |
| 31 | 591 | LAURES Bruno | M. | M5 | 3 | GARONS | 00:52:46 | 10,23 km/h |
| 32 | 522 | HARTVICK Emilie | F. | M1 | 1 | | 00:52:53 | 10,21 km/h |
| 33 | 633 | PELLET Julien | M. | SE | 8 | | 00:53:05 | 10,17 km/h |
| 34 | 595 | MARTINEZ Thierry | M. | M4 | 2 | 1000 PATTES LE PONTET | 00:53:16 | 10,14 km/h |
| 35 | 593 | DANELUZZO Marc | M. | M4 | 3 | LES MILLE PATTES | 00:54:02 | 9,99 km/h |
| 36 | 610 | VIRETTO Remi | M. | M0 | 5 | TR1BE OCR | 00:54:05 | 9,99 km/h |
| 37 | 536 | CALLET Veronique | F. | M0 | 1 | ASR ROQUEMAURE | 00:54:15 | 9,95 km/h |
| 38 | 568 | COLLATUZO Laurent | M. | M4 | 4 | | 00:54:20 | 9,94 km/h |
| 39 | 487 | MARIN Sebastien | M. | M1 | 6 | | 00:54:29 | 9,91 km/h |
| 40 | 542 | GARSABAL Elyse | F. | M1 | 2 | LES BIPEDES DE LA VAUNAGE | 00:54:32 | 9,90 km/h |
| 41 | 608 | GOVERNAT Patricia | F. | M4 | 1 | LES BIPEDES DE LA VAUNAGE | 00:55:00 | 9,82 km/h |
| 42 | 580 | BLIARD Isabelle | F. | M2 | 2 | COURIR A BEUCAIRE | 00:56:04 | 9,63 km/h |
| 43 | 578 | DALLE Emilie | F. | M1 | 3 | | 00:56:11 | 9,61 km/h |
| 44 | 573 | VAYRON Philippe | M. | M2 | 4 | SANOFI | 00:56:38 | 9,54 km/h |
| 45 | 497 | PRALONG Christine | F. | M4 | 2 | COURIR EN GARRIGUE | 00:56:42 | 9,52 km/h |
| 46 | 637 | CHAUTARD Genevieve | F. | M5 | 1 | TARASCON ATHLETISME | 00:56:58 | 9,48 km/h |
| 47 | 546 | RAGOT Guillaume | M. | SE | 9 | | 00:57:00 | 9,47 km/h |
| 48 | 486 | ALLEMAND Jean-Claude | M. | M4 | 5 | AUCUN | 00:57:10 | 9,45 km/h |
| 49 | 526 | NOBLET Bertrand | M. | M0 | 6 | | 00:57:19 | 9,42 km/h |
| 50 | 511 | BEUZELIN Pegggy | F. | M2 | 3 | AS VILLENEUVE TRIATHLON | 00:57:53 | 9,33 km/h |
| 51 | 501 | JOUBERT Alexandre | M. | M2 | 5 | | 00:57:56 | 9,32 km/h |
| 52 | 592 | AURRAN Jean-Luc | M. | M5 | 4 | | 00:57:58 | 9,32 km/h |
| 53 | 537 | LAUGUEUX Vincent | M. | M5 | 5 | | 00:58:13 | 9,28 km/h |
| 54 | 518 | LOPEZ Frank | M. | M4 | 6 | | 00:58:18 | 9,26 km/h |
| 55 | 539 | BOUCHERIE Julien | M. | SE | 10 | | 00:58:22 | 9,25 km/h |
| 56 | 623 | BARROT Delphine | F. | SE | 3 | ECLA | 00:58:25 | 9,24 km/h |
| 57 | 640 | MIRALLES Virgile | M. | M7 | 1 | AVIGNON LE PONTET TRIATHLON | 00:58:25 | 9,24 km/h |
| 58 | 586 | FORTES Delphine | F. | M1 | 4 | ECLA | 00:58:26 | 9,24 km/h |
| 59 | 513 | LAPORTE Helene | F. | M1 | 5 | | 00:58:36 | 9,22 km/h |
| 60 | 622 | SMIS Fanny | F. | M2 | 4 | RUNNING CLUB DE BELLEGARDE | 00:58:37 | 9,21 km/h |
| 61 | 524 | MONY Hugo | M. | ES | 1 | | 00:58:40 | 9,21 km/h |
| 62 | 506 | MAURIN Lionel | M. | M1 | 7 | COURIR EN GARRIGUE | 00:58:51 | 9,18 km/h |
| 63 | 500 | CRENDAL Cedric | M. | M2 | 6 | COURIR EN GARRIGUE | 00:58:57 | 9,16 km/h |
| 64 | 613 | MINEFF Sandrine | F. | M4 | 3 | RCB | 00:58:58 | 9,16 km/h |
| 65 | 564 | HELY JOLY Xavier | M. | M1 | 8 | | 00:59:00 | 9,15 km/h |
| 66 | 614 | RANC Antoinette | F. | M4 | 4 | BASKETS FUMANTES | 00:59:11 | 9,12 km/h |
| 67 | 543 | VESSEAU Valerie | F. | M3 | 2 | LES BIPEDES DE LA VAUNAGE | 00:59:12 | 9,12 km/h |

| Pos | N° | Nom | Sexe | Cat. | Class cat | Club / Team | Temps officiel | Vitesse |
|-----|-----|-----------------------|------|------|-----------|-----------------------------|----------------|-----------|
| 68 | 625 | TOUPET Jean | M. | M6 | 1 | | 00:59:16 | 9,11 km/h |
| 69 | 527 | JOURDAN Aurelie | F. | M0 | 2 | RSA | 00:59:33 | 9,07 km/h |
| 70 | 551 | RALAIMENABE Eloise | F. | M1 | 6 | LES BIPEDES DE LA VAUNAGE | 00:59:39 | 9,05 km/h |
| 71 | 547 | RAGOT Sandrine | F. | M4 | 5 | | 00:59:50 | 9,03 km/h |
| 72 | 494 | BUDA Camelia | F. | M1 | 7 | COURIR EN GARRIGUE | 00:59:52 | 9,02 km/h |
| 73 | 557 | SALVADO Audrey | F. | M0 | 3 | LES BIPEDES DE LA VAUNAGE | 00:59:53 | 9,02 km/h |
| 74 | 531 | BRANGBOUR Adeline | F. | M0 | 4 | | 00:59:53 | 9,02 km/h |
| 75 | 510 | NAVATEL Christophe | M. | M2 | 7 | | 01:00:05 | 8,99 km/h |
| 76 | 602 | BARRE Sandrine | F. | M2 | 5 | | 01:00:07 | 8,98 km/h |
| 77 | 600 | DUVERGER Valerie | F. | M4 | 6 | | 01:00:13 | 8,97 km/h |
| 78 | 645 | MICHEL Caroline | F. | SE | 4 | | 01:00:16 | 8,96 km/h |
| 79 | 597 | SALES Jean-Baptiste | M. | SE | 11 | FATFIT | 01:00:47 | 8,88 km/h |
| 80 | 604 | CARDINAL Camille | F. | M1 | 8 | | 01:01:04 | 8,84 km/h |
| 81 | 508 | LIABEUF Cedric | M. | M1 | 9 | COURIR EN GARRIGUE | 01:01:14 | 8,82 km/h |
| 82 | 626 | DEFRAIZE Julien | M. | M0 | 7 | | 01:01:26 | 8,79 km/h |
| 83 | 528 | TOUROLLE Anne-Sophie | F. | M0 | 5 | | 01:01:44 | 8,75 km/h |
| 84 | 588 | FALICON GENDREAU Chr. | F. | M1 | 9 | ROCHEFORT SPORT ATHLETISME | 01:01:45 | 8,75 km/h |
| 85 | 627 | BECCAMEL Oceane | F. | SE | 5 | | 01:01:50 | 8,73 km/h |
| 86 | 596 | HAZZA Ahmed | M. | M7 | 2 | LES BIPEDES DE LA VAUNAGE | 01:01:51 | 8,73 km/h |
| 87 | 641 | MARTIN Mireille | F. | M5 | 2 | AVIGNON LE PONTET TRIATHLON | 01:02:47 | 8,60 km/h |
| 88 | 581 | BOULAY Cecile | F. | M2 | 6 | SANOFI | 01:02:47 | 8,60 km/h |
| 89 | 561 | DONCESCO Regine | F. | M3 | 3 | | 01:02:52 | 8,59 km/h |
| 90 | 545 | CAILLEAUX Amelie | F. | M0 | 6 | | 01:03:17 | 8,53 km/h |
| 91 | 560 | DANI Laura | F. | SE | 6 | | 01:03:22 | 8,52 km/h |
| 92 | 599 | DUVERGER Marie | F. | SE | 7 | | 01:03:30 | 8,50 km/h |
| 93 | 544 | DANI Pauline | F. | SE | 8 | | 01:03:32 | 8,50 km/h |
| 94 | 598 | SAILLET Mathias | M. | SE | 12 | FATFIT30 | 01:03:40 | 8,48 km/h |
| 95 | 621 | BRON Gilbert | M. | M4 | 7 | RUY MONTCEAU | 01:03:46 | 8,47 km/h |
| 96 | 569 | REYNIER Julie | F. | SE | 9 | | 01:03:47 | 8,47 km/h |
| 97 | 629 | ANDRE Laureline | F. | SE | 10 | TEAM LOZET | 01:03:48 | 8,46 km/h |
| 98 | 567 | REYNIER Christine | F. | M4 | 7 | | 01:03:49 | 8,46 km/h |
| 99 | 607 | GAUCI Christian | M. | M5 | 6 | | 01:04:08 | 8,42 km/h |
| 100 | 617 | ALCALDE Celine | F. | M1 | 10 | | 01:04:13 | 8,41 km/h |
| 101 | 492 | ASNAR Fabienne | F. | M1 | 11 | COURIR EN GARRIGUE | 01:04:24 | 8,39 km/h |
| 102 | 496 | BOURGUET Sabine | F. | M5 | 3 | COURIR EN GARRIGUE | 01:04:26 | 8,38 km/h |
| 103 | 601 | DUVERGER Jean-Pierre | M. | M4 | 8 | | 01:04:30 | 8,37 km/h |
| 104 | 549 | DUBOIS Laure | F. | M0 | 7 | | 01:04:34 | 8,36 km/h |
| 105 | 552 | REINA Virginie | F. | M3 | 4 | RSA | 01:05:04 | 8,30 km/h |
| 106 | 589 | BOISDRON Corinne | F. | M2 | 7 | | 01:05:35 | 8,23 km/h |
| 107 | 611 | PERRIN Tuyet | F. | M2 | 8 | | 01:05:41 | 8,22 km/h |
| 108 | 485 | SANCHEZ Sylvine | F. | M1 | 12 | LES BIPEDES DE LA VAUNAGE | 01:05:51 | 8,20 km/h |
| 109 | 571 | AUGUSTIN Alain | M. | M7 | 3 | | 01:06:10 | 8,16 km/h |
| 110 | 583 | GAONA Denise | F. | M5 | 4 | COURIR A BEAUCAIRE | 01:06:13 | 8,16 km/h |
| 111 | 505 | CHELU Jean-Francois | M. | M2 | 8 | | 01:06:41 | 8,10 km/h |
| 112 | 499 | CAIRE ROQUEFORT Juli. | F. | M1 | 13 | COURIR EN GARRIGUE | 01:06:43 | 8,09 km/h |
| 113 | 609 | COCO Christine | F. | M5 | 5 | BASKETS FUMANTES | 01:07:08 | 8,04 km/h |
| 114 | 540 | FISCHER Judith | F. | M2 | 9 | | 01:07:30 | 8,00 km/h |
| 115 | 616 | BRON Jean-Michel | M. | M5 | 7 | RUY MONTCEAU | 01:07:36 | 7,99 km/h |
| 116 | 579 | RUIZ Christine | F. | M2 | 10 | | 01:08:09 | 7,92 km/h |
| 117 | 550 | JUVENAL Emma | F. | SE | 11 | | 01:08:24 | 7,90 km/h |
| 118 | 491 | MICHAT Virginie | F. | M0 | 8 | | 01:08:25 | 7,89 km/h |
| 119 | 530 | MERCIER Virginie | F. | M4 | 8 | ASVA | 01:08:48 | 7,85 km/h |
| 120 | 521 | LIABEUF Celine | F. | M1 | 14 | COURIR EN GARRIGUE | 01:09:09 | 7,81 km/h |
| 121 | 594 | PERRIN Pascale | F. | M3 | 5 | LES BOULETS CANONS DU 07 | 01:09:20 | 7,79 km/h |
| 122 | 535 | ROUIT Severine | F. | M0 | 9 | | 01:09:38 | 7,76 km/h |
| 123 | 548 | RAGOT Francois | M. | M4 | 9 | | 01:09:47 | 7,74 km/h |
| 124 | 574 | BACHEVALIER Remy | M. | M6 | 2 | LA GAMBADE ROCHEFORTAISE | 01:09:52 | 7,73 km/h |
| 125 | 605 | MIALHE Florence | F. | M3 | 6 | BASKETS FUMANTES | 01:10:01 | 7,71 km/h |
| 126 | 576 | HALLEY Nathalie | F. | M2 | 11 | LES BOULETS CANONS DU 07 | 01:10:04 | 7,71 km/h |
| 127 | 635 | LEGRAND Bruno | M. | M3 | 5 | | 01:10:24 | 7,67 km/h |
| 128 | 636 | NUGUET Karine | F. | M1 | 15 | | 01:10:26 | 7,67 km/h |
| 129 | 507 | MOUREY Celine | F. | M1 | 16 | COURIR EN GARRIGUE | 01:10:33 | 7,65 km/h |
| 130 | 490 | MOUREY Quentin | M. | M0 | 8 | TEAM POULX TRAIL | 01:10:33 | 7,65 km/h |
| 131 | 558 | MAKSYMOWICZ Florence | F. | M2 | 12 | SANOFI | 01:10:40 | 7,64 km/h |
| 132 | 618 | SERGENT Sylvie | F. | M2 | 13 | | 01:10:58 | 7,61 km/h |
| 133 | 514 | NAVATEL Stephane | M. | M2 | 9 | | 01:11:28 | 7,56 km/h |
| 134 | 502 | PASSERON Geraldine | F. | M2 | 14 | | 01:12:06 | 7,49 km/h |

| Pos | N° | Nom | Sexe | Cat. | Class cat | Club / Team | Temps officiel | Vitesse |
|-----|-----|--|------|------|--------------|-----------------------|-------------------|-----------|
| 135 | 620 |  BRON Sylvie | F. | M2 | 15 | RUY MONTCEAU | 01:12:23 | 7,46 km/h |
| 136 | 495 |  FORT Marie-Helene | F. | M5 | 6 | COURIR EN GARRIGUE | 01:12:30 | 7,45 km/h |
| 137 | 484 |  DELUGE Myriam | F. | M3 | 7 | GAMBADE ROCHEFORTAISE | 01:13:00 | 7,40 km/h |
| 138 | 555 |  BARBELANNE Sophie | F. | M2 | 16 | | 01:17:42 | 6,95 km/h |
| 139 | 554 |  DELAPEYRE Christelle | F. | M0 | 10 | | 01:17:42 | 6,95 km/h |
| 140 | 639 |  OLIVE Caroline | F. | M1 | 17 | COURIR A BEUCAIRE | 01:21:48 | 6,60 km/h |
| 141 | 615 |  BROSSARD Sylvie | F. | M5 | 7 | RUY MONTCEAU | 01:36:01 | 5,62 km/h |