

| Pos | N°   | Nom                 | Sexe | Cat. | Class cat | Club / Team                  | Temps officiel | Vitesse    |
|-----|------|---------------------|------|------|-----------|------------------------------|----------------|------------|
| 1   | 1154 | BLANCHETEAU Jean    | M.   | ES   | 1         | SUSSARGUES EVASION           | 04:00:06       | 11,30 km/h |
| 2   | 1071 | LACAZE Baptiste     | M.   | SE   | 1         | ECA 17                       | 04:02:52       | 11,17 km/h |
| 3   | 1266 | MAZERAND Mathieu    | M.   | V1   | 1         | MAGUELONE JOGGING            | 04:23:49       | 10,28 km/h |
| 4   | 1207 | TAZI Samir          | M.   | SE   | 2         | AIX ATHLE PROVENCE           | 04:30:54       | 10,01 km/h |
| 5   | 1447 | BOUDET Pierre       | M.   | SE   | 3         | BRIVE CORRÈZE CO             | 04:35:15       | 9,85 km/h  |
| 6   | 1336 | GRENET Pascal       | M.   | V1   | 2         | AS ROMAGNAT                  | 04:35:26       | 9,85 km/h  |
| 7   | 1101 | FRIGAUX Mendi       | M.   | SE   | 4         |                              | 04:37:01       | 9,79 km/h  |
| 8   | 1342 | MARRAMA Grégory     | M.   | SE   | 5         | GENENAL ELECTRIC             | 04:38:45       | 9,73 km/h  |
| 9   | 1378 | LEGRAND Baptiste    | M.   | SE   | 6         |                              | 04:40:59       | 9,65 km/h  |
| 10  | 1497 | FERNANDES Miguel    | M.   | V1   | 3         |                              | 04:42:11       | 9,61 km/h  |
| 11  | 1174 | LE GOUILL Yann      | M.   | SE   | 7         | REDERIEEN CAP SIZUN          | 04:45:46       | 9,49 km/h  |
| 12  | 1222 | CHALENCON Thierry   | M.   | SE   | 8         |                              | 04:47:02       | 9,45 km/h  |
| 13  | 1022 | FORTIN Antoine      | M.   | SE   | 9         | TEAM FORTIN                  | 04:49:26       | 9,37 km/h  |
| 14  | 1072 | VINET Marie         | F.   | SE   | 1         | ECA 17                       | 04:51:31       | 9,30 km/h  |
| 15  | 1420 | DUVOY Yannick       | M.   | V1   | 4         |                              | 04:52:04       | 9,29 km/h  |
| 16  | 1417 | DAUCE Rémi          | M.   | SE   | 10        | MC NÎMES                     | 04:52:35       | 9,27 km/h  |
| 17  | 1298 | CORTESE Benjamin    | M.   | SE   | 11        |                              | 04:53:56       | 9,23 km/h  |
| 18  | 1273 | CANDAT Steve        | M.   | V2   | 1         | DENIS TEAM                   | 04:56:05       | 9,16 km/h  |
| 19  | 1155 | BLANCHETEAU Yves    | M.   | V2   | 2         | SUSSARGUES EVASION           | 05:02:17       | 8,97 km/h  |
| 20  | 1121 | GIRANDIER Thaddé    | M.   | SE   | 12        |                              | 05:02:49       | 8,96 km/h  |
| 21  | 1194 | LAVALLEE Anne Lise  | F.   | SE   | 2         | ASAF                         | 05:03:06       | 8,95 km/h  |
| 22  | 1159 | KAISER Bertrand     | M.   | SE   | 13        |                              | 05:05:58       | 8,86 km/h  |
| 23  | 1106 | AVON Jérôme         | M.   | SE   | 14        | COURIR A CAISSARGUES         | 05:08:44       | 8,78 km/h  |
| 24  | 1084 | BRENOUX Daniel      | M.   | V2   | 3         | LA RIVATIÈRE                 | 05:08:45       | 8,78 km/h  |
| 25  | 1328 | RESPAUD Maud        | F.   | V1   | 1         | TEAM UGLOWFRANCE             | 05:08:55       | 8,78 km/h  |
| 26  | 1066 | RICHER Guillaume    | M.   | SE   | 15        |                              | 05:10:05       | 8,75 km/h  |
| 27  | 1318 | BRAUD Jean-Marc     | M.   | V1   | 5         | LES LACETS DU LIZON          | 05:12:54       | 8,67 km/h  |
| 28  | 1235 | MIRTAÏN Antoine     | M.   | SE   | 16        |                              | 05:14:24       | 8,63 km/h  |
| 29  | 1443 | DUGUÉ Simon         | M.   | SE   | 17        |                              | 05:14:25       | 8,63 km/h  |
| 30  | 1330 | PAGES Quentin       | M.   | SE   | 18        | SUSSARGUES EVASION           | 05:18:38       | 8,51 km/h  |
| 31  | 1439 | MAINCENT Damien     | M.   | SE   | 19        |                              | 05:19:48       | 8,48 km/h  |
| 32  | 1004 | GERAL Philippe      | M.   | V1   | 6         | AGDE RAID AVENTURE           | 05:20:45       | 8,46 km/h  |
| 33  | 1483 | CAUMETTE Francois   | M.   | SE   | 20        | TRAIL CLUB D'OLLIOULES TCO   | 05:20:45       | 8,46 km/h  |
| 34  | 1474 | BESSE Baptiste      | M.   | SE   | 21        |                              | 05:21:11       | 8,44 km/h  |
| 35  | 1365 | JUST Emmanuel       | M.   | V1   | 7         | S/L MARVEJOLS CROSS MARATHON | 05:21:16       | 8,44 km/h  |
| 36  | 1387 | ZEDI Jordan         | M.   | SE   | 22        |                              | 05:21:30       | 8,44 km/h  |
| 37  | 1470 | FARGUES Maxime      | M.   | SE   | 23        | JOGGING CASTELNAU            | 05:21:41       | 8,43 km/h  |
| 38  | 1338 | CHANEZ Nicolas      | M.   | V1   | 8         | CA BALMA                     | 05:21:57       | 8,42 km/h  |
| 39  | 1337 | MAIROT Laurent      | M.   | V1   | 9         | CLINIQUE BEAU-SOLEIL         | 05:22:00       | 8,42 km/h  |
| 40  | 1076 | MAURIN Dominique    | M.   | SE   | 24        |                              | 05:23:02       | 8,40 km/h  |
| 41  | 1019 | THORET Simon        | M.   | SE   | 25        |                              | 05:23:08       | 8,39 km/h  |
| 42  | 7009 | BONNET Nicolas      | M.   | V1   | 10        | SANOFI                       | 05:23:09       | 8,39 km/h  |
| 43  | 1455 | LESTRADE Lary       | M.   | SE   | 26        |                              | 05:23:52       | 8,37 km/h  |
| 44  | 1291 | GROSSET Fabrice     | M.   | SE   | 27        | ECA17                        | 05:24:36       | 8,36 km/h  |
| 45  | 1183 | PLANQUE Chris       | M.   | V1   | 11        | LES RENARDS DE LA CARAVETTE  | 05:25:44       | 8,33 km/h  |
| 46  | 1493 | BARBOUX Christophe  | M.   | V1   | 12        | MAGUELONE JOGGING            | 05:26:32       | 8,31 km/h  |
| 47  | 1199 | LE MOIGNE Cécile    | F.   | SE   | 3         | CLUB SPORTIF CACL            | 05:27:34       | 8,28 km/h  |
| 48  | 1346 | LEFOL Kévin         | M.   | SE   | 28        | CSAM - RUNANDTRAIL MARINE    | 05:27:58       | 8,27 km/h  |
| 49  | 1290 | TOUNKARA Michael    | M.   | V1   | 13        | TEAM IBEX                    | 05:28:47       | 8,25 km/h  |
| 50  | 1494 | TAILHADES Ludovic   | M.   | SE   | 29        |                              | 05:29:56       | 8,22 km/h  |
| 51  | 1495 | DUMAS Renaud        | M.   | SE   | 30        |                              | 05:30:11       | 8,21 km/h  |
| 52  | 1232 | PIN Cedric          | M.   | SE   | 31        | JCT                          | 05:30:36       | 8,20 km/h  |
| 53  | 1149 | JOUIN David         | M.   | V1   | 14        | ECA17                        | 05:31:18       | 8,19 km/h  |
| 54  | 1158 | ESTEVE Luc          | M.   | V1   | 15        |                              | 05:31:25       | 8,18 km/h  |
| 55  | 1250 | LE TELLIER Nicolas  | M.   | SE   | 32        |                              | 05:32:11       | 8,16 km/h  |
| 56  | 1031 | BENNOUR Théo        | M.   | SE   | 33        |                              | 05:33:22       | 8,14 km/h  |
| 57  | 1451 | ROUME Ludovic       | M.   | SE   | 34        |                              | 05:34:52       | 8,10 km/h  |
| 58  | 1411 | COURTOIS David      | M.   | V1   | 16        |                              | 05:35:32       | 8,08 km/h  |
| 59  | 1274 | SPRENGER Eric       | M.   | SE   | 35        | NORMAL RUNNER                | 05:35:49       | 8,08 km/h  |
| 60  | 1289 | FRESSART Julien     | M.   | SE   | 36        |                              | 05:35:57       | 8,07 km/h  |
| 61  | 1399 | STOUFFS Alexis      | M.   | SE   | 37        |                              | 05:36:45       | 8,05 km/h  |
| 62  | 1190 | SIFFERT Rémi        | M.   | SE   | 38        |                              | 05:37:20       | 8,04 km/h  |
| 63  | 1306 | ATLAN Stéphane      | M.   | V1   | 17        | JOGGING CLUB PORTOIS         | 05:39:46       | 7,98 km/h  |
| 64  | 1407 | LASCOUX Adrien      | M.   | SE   | 39        |                              | 05:39:54       | 7,98 km/h  |
| 65  | 1401 | THEURIOT Marc       | M.   | SE   | 40        |                              | 05:41:43       | 7,94 km/h  |
| 66  | 1464 | FONCROSE Pascal     | M.   | V1   | 18        | USSA SETE                    | 05:41:49       | 7,93 km/h  |
| 67  | 1097 | BALMOSSIERE Anthony | M.   | SE   | 41        |                              | 05:41:53       | 7,93 km/h  |





| Pos | N°   | Nom                   | Sexe | Cat. | Class cat | Club / Team                    | Temps officiel | Vitesse   |
|-----|------|-----------------------|------|------|-----------|--------------------------------|----------------|-----------|
| 68  | 1402 | CORPART Antoine       | M.   | SE   | 42        |                                | 05:42:26       | 7,92 km/h |
| 69  | 1361 | BOUTIN Emeric         | M.   | SE   | 43        |                                | 05:42:31       | 7,92 km/h |
| 70  | 1427 | CHEILLETZ Xavier      | M.   | V1   | 19        | VELAY ATHLÉTISME               | 05:44:24       | 7,88 km/h |
| 71  | 1404 | GIL Franck            | M.   | SE   | 44        |                                | 05:44:43       | 7,87 km/h |
| 72  | 1225 | DUCHAINE Patrick      | M.   | SE   | 45        | LES TRAILEURS DES COSTALATS    | 05:45:29       | 7,85 km/h |
| 73  | 1392 | VERNEY Fabien         | M.   | V1   | 20        |                                | 05:46:14       | 7,83 km/h |
| 74  | 1308 | TRIC Philippe         | M.   | V2   | 4         | JOGGING CLUB PORTOIS           | 05:47:00       | 7,82 km/h |
| 75  | 1468 | RAIMOND Aurelien      | M.   | SE   | 46        | TCR LES MATELLES               | 05:47:10       | 7,81 km/h |
| 76  | 1162 | LYS Sylvain           | M.   | V1   | 21        | ESTUAIRE CLUB ATHLETIC 17      | 05:47:14       | 7,81 km/h |
| 77  | 1265 | DAVID Alexandre       | M.   | V1   | 22        |                                | 05:48:43       | 7,78 km/h |
| 78  | 1029 | QUESNEL Philippe      | M.   | V2   | 5         | VIROFLAY RUNNING TRAIL         | 05:48:45       | 7,78 km/h |
| 79  | 1252 | THEVENET Franck       | M.   | V1   | 23        | SPORT DYNAMIQUE SANDOLIEN      | 05:48:48       | 7,78 km/h |
| 80  | 1209 | GALLAND Gregory       | M.   | SE   | 47        | SAINT MATHIEU ATHLETIC         | 05:49:33       | 7,76 km/h |
| 81  | 1484 | MARTIN Yannick        | M.   | V2   | 6         | TRAIL CLUB D'OLLILOULES TCO    | 05:51:39       | 7,71 km/h |
| 82  | 1062 | MARIAC Céline         | F.   | SE   | 4         |                                | 05:51:42       | 7,71 km/h |
| 83  | 1100 | WOLFF Antoine         | M.   | SE   | 48        |                                | 05:52:03       | 7,70 km/h |
| 84  | 1099 | ORTIGOSA-LIAZ Isabel. | F.   | SE   | 5         |                                | 05:52:06       | 7,70 km/h |
| 85  | 1177 | CANOVAS Ingrid        | F.   | SE   | 6         |                                | 05:52:37       | 7,69 km/h |
| 86  | 1027 | PIERRE Vincent        | M.   | SE   | 49        | VIROFLAY RUNNING TRAIL         | 05:53:14       | 7,68 km/h |
| 87  | 7002 | JAMOIS Sébastien      | M.   | V1   | 24        | ASSURANCE MALADIE DE L'HÉRAULT | 05:53:18       | 7,68 km/h |
| 88  | 1450 | HUYOT Thierry         | M.   | V2   | 7         |                                | 05:53:51       | 7,66 km/h |
| 89  | 1460 | VALENTIN Régis        | M.   | V2   | 8         | SAINT MATHIEU ATHLETIC         | 05:54:06       | 7,66 km/h |
| 90  | 1137 | BONNAFOUS Gaël        | M.   | SE   | 50        | SPORT BREAK MONTPELLIER        | 05:54:26       | 7,65 km/h |
| 91  | 1477 | OGGIANO Olivier       | M.   | SE   | 51        |                                | 05:55:34       | 7,63 km/h |
| 92  | 1234 | PETE Jean-Philippe    | M.   | SE   | 52        | PÉROLS                         | 05:56:28       | 7,61 km/h |
| 93  | 1069 | CAVILLE Pierre        | M.   | SE   | 53        |                                | 05:56:44       | 7,60 km/h |
| 94  | 1067 | APOLLIS Olivier       | M.   | V1   | 25        | QUADRAS RUNNING CLUB           | 05:56:48       | 7,60 km/h |
| 95  | 1347 | FAVAS Pierrick        | M.   | V1   | 26        | SOMMIÈRES ATHLÉTISME           | 05:57:36       | 7,58 km/h |
| 96  | 1496 | GIACOBBE Elliot       | M.   | SE   | 54        | COMBES ET CRÈTES               | 06:01:51       | 7,50 km/h |
| 97  | 1433 | GARRIGUE Jean Franç.  | M.   | V2   | 9         | RONDE CERETANE                 | 06:02:00       | 7,49 km/h |
| 98  | 1446 | PALLET Dominique      | M.   | V2   | 10        | MARATHON DU PIC - TEYRAN       | 06:02:52       | 7,47 km/h |
| 99  | 1481 | LANOISELEE Audrey     | F.   | SE   | 7         | TRAIL CLUB D'OLLILOULES TCO    | 06:02:58       | 7,47 km/h |
| 100 | 1255 | AMALOU David          | M.   | SE   | 55        | CAP ST GELY                    | 06:03:34       | 7,46 km/h |
| 101 | 1428 | LUPIN Denis           | M.   | V2   | 11        | DÉCINES MEYZIEU ATHLÉTISME     | 06:03:54       | 7,45 km/h |
| 102 | 1375 | LUPIN Léa             | F.   | SE   | 8         | CA BALMA TRAIL                 | 06:03:55       | 7,45 km/h |
| 103 | 1339 | BORRNA Yvan           | M.   | V2   | 12        | CLM / GRÉSICOURANT             | 06:05:33       | 7,42 km/h |
| 104 | 1293 | ABRIVARD Johann       | M.   | V1   | 27        |                                | 06:05:33       | 7,42 km/h |
| 105 | 1472 | CHAZEL Benoit         | M.   | V1   | 28        | SUSSARGUES                     | 06:06:15       | 7,41 km/h |
| 106 | 1185 | QUÉMENER Damien       | M.   | SE   | 56        |                                | 06:06:56       | 7,39 km/h |
| 107 | 1285 | TROCHAIN Alexandre    | M.   | V1   | 29        | 1976                           | 06:07:17       | 7,38 km/h |
| 108 | 1422 | BARDET Michel         | M.   | V3   | 1         | SCAC                           | 06:08:05       | 7,37 km/h |
| 109 | 1374 | DUPARC Alexandre      | M.   | V1   | 30        |                                | 06:08:05       | 7,37 km/h |
| 110 | 1139 | VACHERET Frederic     | M.   | V1   | 31        |                                | 06:08:08       | 7,37 km/h |
| 111 | 1204 | BRICHET Nicolas       | M.   | SE   | 57        |                                | 06:08:54       | 7,35 km/h |
| 112 | 1353 | LACLAU Emmanuelle     | F.   | SE   | 9         | ZINZINS DES COTEAUX 31         | 06:09:17       | 7,34 km/h |
| 113 | 1114 | LLORENS Cyril         | M.   | SE   | 58        | RSA                            | 06:09:21       | 7,34 km/h |
| 114 | 1196 | EUDINE Yohann         | M.   | V1   | 32        |                                | 06:10:33       | 7,32 km/h |
| 115 | 1390 | MONDET Thomas         | M.   | SE   | 59        |                                | 06:10:59       | 7,31 km/h |
| 116 | 1187 | BAEHREL Jason         | M.   | SE   | 60        | TRAIL CLUB D'OLLILOULES TCO    | 06:12:02       | 7,29 km/h |
| 117 | 1415 | MANSCOUR Guillaume    | M.   | SE   | 61        |                                | 06:12:33       | 7,28 km/h |
| 118 | 1471 | BLANCHET Aline        | F.   | SE   | 10        | JOGGING CATELNAU               | 06:12:50       | 7,27 km/h |
| 119 | 1085 | BUREL Pierre          | M.   | V1   | 33        | CLES GARDANNE                  | 06:13:15       | 7,27 km/h |
| 120 | 1063 | MARIAC Frédéric       | M.   | SE   | 62        |                                | 06:13:16       | 7,27 km/h |
| 121 | 1329 | BOISSIER David        | M.   | V1   | 34        | SPORT NATURE MONTPEZAT         | 06:14:10       | 7,25 km/h |
| 122 | 1184 | CAYRE Vincent         | M.   | SE   | 63        |                                | 06:14:17       | 7,25 km/h |
| 123 | 1469 | FLYE SAINTE MARIE Th. | M.   | SE   | 64        |                                | 06:14:25       | 7,24 km/h |
| 124 | 1388 | VIDAL Nicolas         | M.   | V1   | 35        | CLUB26ALLAN                    | 06:15:14       | 7,23 km/h |
| 125 | 1262 | HELLY Jean-Marc       | M.   | V2   | 13        | CLUB26ALLAN                    | 06:15:14       | 7,23 km/h |
| 126 | 1389 | VILLE Stéphane        | M.   | V1   | 36        | CLUB26ALLAN                    | 06:15:15       | 7,23 km/h |
| 127 | 1434 | HERNANDEZ Pierre      | M.   | V1   | 37        |                                | 06:16:27       | 7,20 km/h |
| 128 | 1210 | PAUL Olivier          | M.   | V1   | 38        | ASSP VERGEZE                   | 06:16:29       | 7,20 km/h |
| 129 | 7022 | DEBRU Lucas           | M.   | SE   | 65        |                                | 06:16:31       | 7,20 km/h |
| 130 | 1295 | FERRANDON Luc         | M.   | V1   | 39        | AS ROMAGNAT                    | 06:16:43       | 7,20 km/h |
| 131 | 1459 | TRAN Morgan           | M.   | SE   | 66        |                                | 06:17:19       | 7,19 km/h |
| 132 | 1176 | CORREIA David         | M.   | SE   | 67        |                                | 06:17:46       | 7,18 km/h |
| 133 | 1366 | PICCININ Nicolas      | M.   | V1   | 40        |                                | 06:18:29       | 7,17 km/h |
| 134 | 7004 | TUR Jean Michel       | M.   | V1   | 41        | LES FOULÉES SAUSSINOISES       | 06:19:01       | 7,16 km/h |

| Pos | N°   | Nom                   | Sexe | Cat. | Class<br>cat | Club / Team                           | Temps<br>officiel | Vitesse   |
|-----|------|-----------------------|------|------|--------------|---------------------------------------|-------------------|-----------|
| 135 | 1485 | MEZIE Christian       | M.   | V1   | 42           | TRAIL CLUB D'OLLIOULES TCO            | 06:19:36          | 7,14 km/h |
| 136 | 1238 | VALEANU Olivier       | M.   | SE   | 68           |                                       | 06:19:37          | 7,14 km/h |
| 137 | 1129 | VIVIER Romain         | M.   | SE   | 69           |                                       | 06:19:50          | 7,14 km/h |
| 138 | 1372 | POULAIN Julie         | F.   | SE   | 11           | SAINT GÉLY ATHLÉTISME                 | 06:20:13          | 7,13 km/h |
| 139 | 1445 | MOUNIER Valerie       | F.   | V1   | 2            | ST MATHIEU                            | 06:20:23          | 7,13 km/h |
| 140 | 7008 | REY Olivier           | M.   | V1   | 43           | CROSSFIT UZÈS                         | 06:20:42          | 7,12 km/h |
| 141 | 1198 | FOREIX Julien         | M.   | SE   | 70           | US NATIXIS                            | 06:20:59          | 7,12 km/h |
| 142 | 1128 | EGIZIANO Christophe   | M.   | V2   | 14           | RUN AND TRAIL MARINE                  | 06:21:06          | 7,12 km/h |
| 143 | 1258 | DESPRET Frédérique    | F.   | V2   | 1            | CLUB26ALLAN                           | 06:23:07          | 7,08 km/h |
| 144 | 7019 | BOUSSAC Adrien        | M.   | SE   | 71           |                                       | 06:23:24          | 7,07 km/h |
| 145 | 1044 | DARTOIS Claude        | M.   | SE   | 72           |                                       | 06:23:46          | 7,07 km/h |
| 146 | 7003 | CALS Frédéric         | M.   | V1   | 44           | ASSURANCE MALADIE DE L'HÉRAULT        | 06:23:58          | 7,06 km/h |
| 147 | 1381 | BRABET Guillaume      | M.   | V1   | 45           | BADGERS LA GARDIOLE                   | 06:23:58          | 7,06 km/h |
| 148 | 1280 | TEISSIER Thibaut      | M.   | SE   | 73           | BDK RUNNING                           | 06:24:32          | 7,05 km/h |
| 149 | 1325 | JACQUET Mathieu       | M.   | SE   | 74           | MUSETTE                               | 06:24:41          | 7,05 km/h |
| 150 | 1386 | MANSCOUR Hadrien      | M.   | SE   | 75           |                                       | 06:24:50          | 7,05 km/h |
| 151 | 1132 | REVERT Nicolas        | M.   | V1   | 46           |                                       | 06:25:06          | 7,04 km/h |
| 152 | 1218 | IZARD Aymeric         | M.   | SE   | 76           |                                       | 06:25:12          | 7,04 km/h |
| 153 | 1357 | THURON Jean Michel    | M.   | V1   | 47           | TEAM ÉVASION SPORT                    | 06:25:21          | 7,04 km/h |
| 154 | 1007 | MAILLARD Stève        | M.   | V1   | 48           |                                       | 06:25:24          | 7,04 km/h |
| 155 | 1028 | LACHETEAU Marion      | F.   | SE   | 12           | VIROFLAY RUNNING TRAIL                | 06:26:10          | 7,02 km/h |
| 156 | 1490 | ROUSSET Nicolas       | M.   | V1   | 49           | I SIGNALI SARTINESI                   | 06:26:49          | 7,01 km/h |
| 157 | 1256 | ETIENNE Frederic      | M.   | V2   | 15           |                                       | 06:27:10          | 7,01 km/h |
| 158 | 1104 | RUCINSKI Rudy         | M.   | SE   | 77           |                                       | 06:27:14          | 7,00 km/h |
| 159 | 1344 | GOURDON Ludovic       | M.   | V1   | 50           |                                       | 06:27:17          | 7,00 km/h |
| 160 | 1165 | PERBEY Fabien         | M.   | V1   | 51           | TRIATHLON MAUGUIO CARNON              | 06:28:11          | 6,99 km/h |
| 161 | 1145 | PUCHE Pierre          | M.   | V1   | 52           |                                       | 06:28:39          | 6,98 km/h |
| 162 | 1245 | JOSSET Miguel         | M.   | SE   | 78           | ACNA                                  | 06:29:06          | 6,97 km/h |
| 163 | 1082 | PIOU Cyrille          | M.   | V1   | 53           |                                       | 06:29:50          | 6,96 km/h |
| 164 | 1057 | SAVIO Gilles          | M.   | V2   | 16           |                                       | 06:30:25          | 6,95 km/h |
| 165 | 1382 | BOUSQUET Florian      | M.   | SE   | 79           | SENZO CONSEIL                         | 06:30:34          | 6,94 km/h |
| 166 | 1356 | DAM Remy              | M.   | V2   | 17           | MONTPEZAT SPORT NATURE                | 06:31:09          | 6,93 km/h |
| 167 | 1333 | BEAUDOU Tiphaine      | M.   | SE   | 80           | VOLODALEN                             | 06:31:12          | 6,93 km/h |
| 168 | 1246 | KERNE Emmanuel        | M.   | V1   | 54           |                                       | 06:31:59          | 6,92 km/h |
| 169 | 1332 | HOUDAYER Charles Hen. | M.   | SE   | 81           |                                       | 06:32:00          | 6,92 km/h |
| 170 | 1200 | MELINARD Jimmy        | M.   | SE   | 82           |                                       | 06:32:10          | 6,92 km/h |
| 171 | 1426 | MONTOUILLOUT Yves     | M.   | V1   | 55           | AS RIPALUT                            | 06:32:56          | 6,90 km/h |
| 172 | 1301 | BELLINA Guillaume     | M.   | V1   | 56           |                                       | 06:33:17          | 6,90 km/h |
| 173 | 1045 | PALANCADE Morgan      | M.   | SE   | 83           |                                       | 06:33:24          | 6,89 km/h |
| 174 | 1212 | BANTWELL Eric         | M.   | V2   | 18           | BIGORRE RUNNING65                     | 06:33:27          | 6,89 km/h |
| 175 | 1412 | SANTALUCIA Fabrice    | M.   | V2   | 19           |                                       | 06:34:10          | 6,88 km/h |
| 176 | 1092 | MEUNIER Claire        | F.   | SE   | 13           |                                       | 06:34:10          | 6,88 km/h |
| 177 | 1202 | ROSSARD Yann          | M.   | SE   | 84           |                                       | 06:35:42          | 6,85 km/h |
| 178 | 1425 | ADAM Jean-François    | M.   | V2   | 20           | CARSAT                                | 06:35:45          | 6,85 km/h |
| 179 | 1012 | FAIVRE Guillaume      | M.   | SE   | 85           |                                       | 06:36:03          | 6,85 km/h |
| 180 | 1322 | PIERREDON Laetitia    | F.   | SE   | 14           | JOG IN NATURE TAVEL                   | 06:36:08          | 6,85 km/h |
| 181 | 1023 | GARNIER Dominique     | M.   | V1   | 57           | EAMYA                                 | 06:36:17          | 6,84 km/h |
| 182 | 1480 | BOURSE Romain         | M.   | SE   | 86           |                                       | 06:40:13          | 6,78 km/h |
| 183 | 1039 | MOYEN Camille         | M.   | SE   | 87           |                                       | 06:40:16          | 6,78 km/h |
| 184 | 1052 | GRANIER Guilhem       | M.   | SE   | 88           |                                       | 06:42:46          | 6,73 km/h |
| 185 | 1261 | GARREL Fabrice        | M.   | V1   | 58           | TRAILEURS QUI DÉCHIRENT ... OU PAS    | 06:43:12          | 6,73 km/h |
| 186 | 1461 | FAYOS Sébastien       | M.   | SE   | 89           |                                       | 06:43:16          | 6,73 km/h |
| 187 | 1376 | RAMADE David          | M.   | V1   | 59           | XTREM TEAM                            | 06:43:19          | 6,72 km/h |
| 188 | 1456 | MATUSIAK Aurélien     | M.   | SE   | 90           |                                       | 06:43:39          | 6,72 km/h |
| 189 | 1259 | LENOBLE Jonathan      | M.   | SE   | 91           |                                       | 06:43:49          | 6,72 km/h |
| 190 | 1130 | LODIOT Guillaume      | M.   | SE   | 92           |                                       | 06:44:27          | 6,71 km/h |
| 191 | 7006 | GUILLOU Olivier       | M.   | V2   | 21           |                                       | 06:46:26          | 6,67 km/h |
| 192 | 1111 | POUDEVIGNE Joel       | M.   | SE   | 93           |                                       | 06:46:47          | 6,67 km/h |
| 193 | 1320 | GIL Frédéric          | M.   | V2   | 22           | PÉROLS FOOTING                        | 06:47:01          | 6,66 km/h |
| 194 | 1416 | AMAYA Sébastien       | M.   | SE   | 94           | LES ZINZINS DES COTEAUX 31 / TEAM DKT | 06:47:02          | 6,66 km/h |
| 195 | 1205 | JOLIVALT Remi         | M.   | SE   | 95           |                                       | 06:47:50          | 6,65 km/h |
| 196 | 1003 | BOUNOT Philippe       | M.   | SE   | 96           |                                       | 06:47:58          | 6,65 km/h |
| 197 | 1107 | GAIGNARD Nicolas      | M.   | V1   | 60           |                                       | 06:48:11          | 6,64 km/h |
| 198 | 1227 | LACHIZE Rodolphe      | M.   | SE   | 97           |                                       | 06:48:48          | 6,63 km/h |
| 199 | 1065 | PINELLI Fabien        | M.   | V1   | 61           | ROCHEFORT SPORT ATHLESTISME           | 06:49:13          | 6,63 km/h |
| 200 | 1055 | PELLARIN Michel       | M.   | V2   | 23           | ROCHEFORT SPORT ATHLÉTISME            | 06:49:13          | 6,63 km/h |
| 201 | 1341 | FERROUL Xavier        | M.   | V1   | 62           | ST GEORGES D ORQUES                   | 06:49:31          | 6,62 km/h |

| Pos | N°   | Nom                  | Sexe | Cat. | Class cat | Club / Team                       | Temps officiel | Vitesse   |
|-----|------|----------------------|------|------|-----------|-----------------------------------|----------------|-----------|
| 202 | 1270 | CAMARDELLE Xavier    | M.   | V2   | 24        | MARATHON SETOIS                   | 06:50:14       | 6,61 km/h |
| 203 | 1465 | PIQUEL Sebastien     | M.   | V1   | 63        |                                   | 06:51:34       | 6,59 km/h |
| 204 | 1302 | EVANGELISTI Olivier  | M.   | V1   | 64        |                                   | 06:52:28       | 6,58 km/h |
| 205 | 1350 | VIOT Hugo            | M.   | SE   | 98        |                                   | 06:52:30       | 6,58 km/h |
| 206 | 1105 | BERETTA Julien       | M.   | SE   | 99        | TRAIL OUTDOOR 69                  | 06:52:39       | 6,57 km/h |
| 207 | 1086 | BLAYAC Mathieu       | M.   | SE   | 100       |                                   | 06:52:40       | 6,57 km/h |
| 208 | 1089 | GUIOT Damien         | M.   | SE   | 101       |                                   | 06:53:17       | 6,56 km/h |
| 209 | 1135 | CANOVAS Cedric       | M.   | V1   | 65        | CROCO D'AIRAIN NIMES TRIATHLON    | 06:53:37       | 6,56 km/h |
| 210 | 7090 | LIOUX Yann           | M.   | V1   | 66        |                                   | 06:53:43       | 6,56 km/h |
| 211 | 1125 | MOLINIER William     | M.   | V2   | 25        |                                   | 06:53:46       | 6,55 km/h |
| 212 | 1169 | JEANNES Christophe   | M.   | V2   | 26        |                                   | 06:53:50       | 6,55 km/h |
| 213 | 1171 | FALETTI Jean-Paul    | M.   | V1   | 67        | TRAIL DE L AQUEDUC                | 06:53:51       | 6,55 km/h |
| 214 | 1102 | DESCHAMPS Jasmin     | M.   | SE   | 102       |                                   | 06:53:52       | 6,55 km/h |
| 215 | 1358 | CAPELLE Florian      | M.   | SE   | 103       |                                   | 06:54:07       | 6,55 km/h |
| 216 | 1351 | GARRIGUES Pierre     | M.   | V1   | 68        | LES ZINZINS DES COTEAUX 31        | 06:54:30       | 6,54 km/h |
| 217 | 1117 | KOEGLER Gilles       | M.   | V1   | 69        |                                   | 06:54:30       | 6,54 km/h |
| 218 | 1300 | GOUT Olivier         | M.   | V1   | 70        |                                   | 06:54:41       | 6,54 km/h |
| 219 | 1053 | MARTI Eric           | M.   | V2   | 27        | LES LACETS DU LIZON               | 06:55:17       | 6,53 km/h |
| 220 | 1453 | MAULINI Arnaud       | M.   | ES   | 2         | EMA TRAIL                         | 06:55:50       | 6,52 km/h |
| 221 | 1144 | AUTRET Florian       | M.   | V2   | 28        | CA BALMA TRAIL                    | 06:55:52       | 6,52 km/h |
| 222 | 1486 | REILLAND Christian   | M.   | V2   | 29        | TRAIL CLUB D'OLLIOULES TCO        | 06:55:59       | 6,52 km/h |
| 223 | 1410 | TAHIRI Samir         | M.   | SE   | 104       | ACNA ANDUZE                       | 06:56:28       | 6,51 km/h |
| 224 | 1335 | TISNÉ Sébastien      | M.   | SE   | 105       |                                   | 06:56:52       | 6,51 km/h |
| 225 | 1405 | GORLIER Jacques      | M.   | V2   | 30        | ST MATHIEU ATHLÉTIC               | 06:57:00       | 6,50 km/h |
| 226 | 1249 | MAJOLET Olivier      | M.   | V1   | 71        |                                   | 06:57:55       | 6,49 km/h |
| 227 | 1463 | REIGNIEZ Alisson     | M.   | SE   | 106       |                                   | 06:59:13       | 6,47 km/h |
| 228 | 1448 | PLANCHER Dominique   | M.   | V2   | 31        |                                   | 06:59:16       | 6,47 km/h |
| 229 | 1286 | PUGET Pierre         | M.   | V2   | 32        | ACN ANDUZE                        | 06:59:22       | 6,47 km/h |
| 230 | 1348 | BIARD Antoine        | M.   | SE   | 107       | TEAM RACE UGLOWSPORTFRANCE /      | 07:00:02       | 6,46 km/h |
| 231 | 1349 | LAGET Karine         | F.   | SE   | 15        | A PY TRAINING                     | 07:00:02       | 6,46 km/h |
| 232 | 1305 | ROSIER Alexandre     | M.   | SE   | 108       | JOGGING CLUB PORTOIS              | 07:00:20       | 6,45 km/h |
| 233 | 1272 | DE BARROS Dario      | M.   | V1   | 72        |                                   | 07:00:34       | 6,45 km/h |
| 234 | 1206 | GREGOIRE Antoine     | M.   | V1   | 73        |                                   | 07:00:42       | 6,45 km/h |
| 235 | 1299 | MATILLO Olivier      | M.   | SE   | 109       |                                   | 07:02:23       | 6,42 km/h |
| 236 | 1020 | GAUDRY Nicolas       | M.   | V1   | 74        |                                   | 07:02:39       | 6,42 km/h |
| 237 | 1008 | CHAMAILLÉ Simon      | M.   | V1   | 75        | SAINT MATHIEU ATHLETIC            | 07:02:41       | 6,42 km/h |
| 238 | 1115 | ORTU Nicolas         | M.   | SE   | 110       |                                   | 07:04:19       | 6,39 km/h |
| 239 | 1116 | PECOUT David         | M.   | V1   | 76        |                                   | 07:04:22       | 6,39 km/h |
| 240 | 1324 | SERRE Laurent        | M.   | V1   | 77        |                                   | 07:04:43       | 6,39 km/h |
| 241 | 1257 | OBLIGER Romain       | M.   | SE   | 111       |                                   | 07:04:47       | 6,38 km/h |
| 242 | 1120 | BODENNEC Eric        | M.   | SE   | 112       |                                   | 07:06:35       | 6,36 km/h |
| 243 | 1211 | ESPERON Gilles       | M.   | V2   | 33        | BIGORRE RUNNING65                 | 07:06:41       | 6,36 km/h |
| 244 | 1213 | SEVILLA Jean-Michel  | M.   | V1   | 78        | BIGORRE RUNNING65                 | 07:06:41       | 6,36 km/h |
| 245 | 1406 | VIALA Jean Marc      | M.   | V2   | 34        | LOS BLANBECKS                     | 07:07:31       | 6,34 km/h |
| 246 | 1077 | BADE Alain           | M.   | V3   | 2         |                                   | 07:08:13       | 6,33 km/h |
| 247 | 1440 | BARET Jimmy          | M.   | V1   | 79        |                                   | 07:08:26       | 6,33 km/h |
| 248 | 1033 | POTHIER Matthieu     | M.   | SE   | 113       |                                   | 07:08:42       | 6,33 km/h |
| 249 | 1292 | MAUJEAN Loïc         | M.   | SE   | 114       | LYON RUNNING GREW                 | 07:08:48       | 6,33 km/h |
| 250 | 1112 | LAFONT Fabien        | M.   | SE   | 115       | PIC SAINT LOUP TRIATHLON          | 07:09:05       | 6,32 km/h |
| 251 | 1360 | TOSTAIN Emmanuel     | M.   | V1   | 80        |                                   | 07:10:00       | 6,31 km/h |
| 252 | 1148 | STREMPLEWSKI Nicolas | M.   | SE   | 116       |                                   | 07:10:44       | 6,30 km/h |
| 253 | 1103 | STREMPLEWSKI Romain  | M.   | SE   | 117       | LES BELLES PANTHÈRES              | 07:10:45       | 6,30 km/h |
| 254 | 1303 | MAZAS Nicolas        | M.   | V2   | 35        | CENTURY 21 AGENCE DES HALLES SETE | 07:11:05       | 6,29 km/h |
| 255 | 1088 | PLANES Laurent       | M.   | V1   | 81        |                                   | 07:12:07       | 6,28 km/h |
| 256 | 1219 | DULAT Flavien        | M.   | SE   | 118       | COURIR À VELAUX                   | 07:12:51       | 6,27 km/h |
| 257 | 7007 | SINIBALDI Thierry    | M.   | V1   | 82        | SAINT MATHIEU ATHLETIC - SMA      | 07:12:51       | 6,27 km/h |
| 258 | 1419 | PINEL Philippe       | M.   | V2   | 36        |                                   | 07:12:52       | 6,27 km/h |
| 259 | 1492 | RICHER Guy           | M.   | V3   | 3         |                                   | 07:13:07       | 6,26 km/h |
| 260 | 1334 | VUITTON Benjamin     | M.   | SE   | 119       |                                   | 07:13:42       | 6,25 km/h |
| 261 | 1449 | GORSE Marta          | F.   | V2   | 2         | A S ROMAGNAT                      | 07:13:50       | 6,25 km/h |
| 262 | 1310 | TROUCHE Gilles       | M.   | V1   | 83        |                                   | 07:14:08       | 6,25 km/h |
| 263 | 1409 | RAFFIER Luc          | M.   | V2   | 37        |                                   | 07:14:31       | 6,24 km/h |
| 264 | 1276 | TISSEYRE Pascal      | M.   | V1   | 84        | AS ROMAGNAT                       | 07:15:26       | 6,23 km/h |
| 265 | 1354 | BELTRAMI Marie       | F.   | V1   | 3         | LES ZINZINS DES COTEAUX 31        | 07:16:10       | 6,22 km/h |
| 266 | 1398 | VEGAS Elias          | M.   | V2   | 38        |                                   | 07:16:42       | 6,21 km/h |
| 267 | 1220 | CHAYNES Anne         | F.   | V1   | 4         |                                   | 07:16:42       | 6,21 km/h |
| 268 | 1396 | DECHEL Alexandre     | M.   | SE   | 120       | LES COUREURS DE L'ÉOLIENNE        | 07:17:00       | 6,21 km/h |

| Pos | N°   | Nom                   | Sexe | Cat. | Class cat | Club / Team                 | Temps officiel | Vitesse   |
|-----|------|-----------------------|------|------|-----------|-----------------------------|----------------|-----------|
| 269 | 1231 | BACCONIN Sophie       | F.   | SE   | 16        |                             | 07:17:40       | 6,20 km/h |
| 270 | 1035 | TRAN Jennifer         | F.   | SE   | 17        |                             | 07:18:45       | 6,18 km/h |
| 271 | 1331 | PETRE Charlie         | M.   | ES   | 3         | MONTPELLIER TRIATHLON       | 07:19:02       | 6,18 km/h |
| 272 | 1487 | CHAMP Julien          | M.   | SE   | 121       | START                       | 07:19:53       | 6,17 km/h |
| 273 | 1489 | POLOSSAT Kevin        | M.   | SE   | 122       |                             | 07:19:53       | 6,17 km/h |
| 274 | 1226 | VACHER Yolene         | F.   | SE   | 18        |                             | 07:20:14       | 6,16 km/h |
| 275 | 1275 | MENDES Francisco      | M.   | V1   | 85        |                             | 07:20:20       | 6,16 km/h |
| 276 | 1188 | CAILHOL Remy          | M.   | SE   | 123       |                             | 07:20:45       | 6,15 km/h |
| 277 | 1397 | RIDAO Mathieu         | M.   | SE   | 124       |                             | 07:21:18       | 6,15 km/h |
| 278 | 1009 | HERTEL Veran          | M.   | V1   | 86        |                             | 07:21:31       | 6,14 km/h |
| 279 | 1110 | GOSSE Sophie          | F.   | SE   | 19        | EAMYA                       | 07:22:02       | 6,14 km/h |
| 280 | 1373 | LEROY Céline          | F.   | V1   | 5         | AS ROMAGNAT                 | 07:22:46       | 6,13 km/h |
| 281 | 1385 | BOUSSAC Chantal       | F.   | V2   | 3         |                             | 07:23:23       | 6,12 km/h |
| 282 | 1263 | AUBENAS Amelie        | F.   | SE   | 20        | CLUB26ALLAN                 | 07:25:17       | 6,09 km/h |
| 283 | 1253 | NEGRELLO Didier       | M.   | V2   | 39        | CLUB 26 ALLAN               | 07:25:18       | 6,09 km/h |
| 284 | 1164 | HERNANDEZ Muriel      | F.   | V1   | 6         | SAINT MATHIEU ATHLETIC      | 07:25:18       | 6,09 km/h |
| 285 | 5491 | DE GRISARD Benjamin   | M.   | SE   | 125       | CLUB 26 ALLAN               | 07:25:20       | 6,09 km/h |
| 286 | 1180 | NON TRANSMIS Non Tra. |      |      | 1         |                             | 07:25:20       | 6,09 km/h |
| 287 | 1377 | BLAIN Richard         | M.   | V1   | 87        | CLUB26ALLAN                 | 07:25:21       | 6,09 km/h |
| 288 | 1340 | FANTIN Carla          | F.   | SE   | 21        |                             | 07:25:21       | 6,09 km/h |
| 289 | 1047 | AYOUB Guillaume       | M.   | V2   | 40        |                             | 07:25:51       | 6,08 km/h |
| 290 | 1119 | BERNARD Camille       | F.   | SE   | 22        |                             | 07:25:54       | 6,08 km/h |
| 291 | 1478 | CLERGET Anthony       | M.   | SE   | 126       |                             | 07:26:02       | 6,08 km/h |
| 292 | 1479 | PICQUE Nicolas        | M.   | SE   | 127       |                             | 07:28:55       | 6,04 km/h |
| 293 | 1307 | CHAMPAGNE Benjamin    | M.   | SE   | 128       | JOGGING CLUB PORTOIS        | 07:29:12       | 6,04 km/h |
| 294 | 1313 | DURAN Laure           | F.   | V1   | 7         |                             | 07:29:22       | 6,04 km/h |
| 295 | 1314 | DURAN Denis           | M.   | V1   | 88        |                             | 07:29:22       | 6,04 km/h |
| 296 | 1175 | PARANT Nicolas        | M.   | V2   | 41        |                             | 07:31:11       | 6,01 km/h |
| 297 | 1167 | GUILBAUD Maxime       | M.   | SE   | 129       |                             | 07:31:39       | 6,01 km/h |
| 298 | 1146 | RIONDEL Adeline       | F.   | SE   | 23        | MONTPELLIER TRIATHLON       | 07:32:23       | 6,00 km/h |
| 299 | 1037 | ATZENI Daniel         | M.   | V3   | 4         | CLES GARDANNE               | 07:32:23       | 6,00 km/h |
| 300 | 1090 | MORIN Alain           | M.   | V2   | 42        | THOUARS                     | 07:32:25       | 5,99 km/h |
| 301 | 1369 | GUITTARD Nicolas      | M.   | SE   | 130       | DKT                         | 07:32:37       | 5,99 km/h |
| 302 | 1277 | GUERINET Patrick      | M.   | V2   | 43        |                             | 07:34:04       | 5,97 km/h |
| 303 | 1014 | LAPENA Sebastien      | M.   | V1   | 89        |                             | 07:34:35       | 5,97 km/h |
| 304 | 1400 | PERALEZ Nicolas       | M.   | V1   | 90        |                             | 07:34:35       | 5,97 km/h |
| 305 | 1013 | BALLARIN Thierry      | M.   | V1   | 91        |                             | 07:34:35       | 5,97 km/h |
| 306 | 1395 | COULON Cédrik         | M.   | V1   | 92        | SPORT NATURE ET VOUS        | 07:36:06       | 5,95 km/h |
| 307 | 1309 | ROUDAUT Frédéric      | M.   | SE   | 131       |                             | 07:37:23       | 5,93 km/h |
| 308 | 1438 | BRUN Fabrice          | M.   | V2   | 44        | COUREURS DE SAINT GEORGES   | 07:38:10       | 5,92 km/h |
| 309 | 1294 | BASQUIN Francis       | M.   | SE   | 132       | ECA 17                      | 07:38:12       | 5,92 km/h |
| 310 | 1413 | BOIX Abel             | M.   | V3   | 5         | LOS BLANCBECKS              | 07:38:17       | 5,92 km/h |
| 311 | 1136 | BRICHET Thomas        | M.   | SE   | 133       |                             | 07:39:57       | 5,90 km/h |
| 312 | 1141 | BALTAZART Gwenael     | M.   | SE   | 134       |                             | 07:40:15       | 5,89 km/h |
| 313 | 1436 | HUSER Stéphane        | M.   | V1   | 93        | CONSEIL DE L'EUROPE RUNNING | 07:40:52       | 5,89 km/h |
| 314 | 1435 | HUSER Fabien          | M.   | V1   | 94        |                             | 07:40:52       | 5,89 km/h |
| 315 | 1352 | GUIRAUD Marianne      | F.   | V1   | 8         | LES ZINZINS DES COTEAUX 31  | 07:41:53       | 5,87 km/h |
| 316 | 1345 | LACOTE Jean-Pierre    | M.   | V2   | 45        | CSAM - RUNANDTRAIL MARINE   | 07:42:44       | 5,86 km/h |
| 317 | 1098 | MONNIER Aurelien      | M.   | SE   | 135       | USNM                        | 07:43:14       | 5,86 km/h |
| 318 | 1260 | GRANDJEAN Virgile     | M.   | SE   | 136       | TEAM NOK                    | 07:43:53       | 5,85 km/h |
| 319 | 1224 | FANGEAT Nicolas       | M.   | V1   | 95        |                             | 07:44:14       | 5,84 km/h |
| 320 | 1217 | FANGEAT André         | M.   | V4   | 1         |                             | 07:44:14       | 5,84 km/h |
| 321 | 1215 | MARATZU Valérie       | F.   | V1   | 9         | BIGORRE RUNNING65           | 07:44:21       | 5,84 km/h |
| 322 | 1170 | CAYUELA Sophie        | F.   | SE   | 24        | ASSP VERGEZE                | 07:44:21       | 5,84 km/h |
| 323 | 1394 | COLLOT Romain         | M.   | SE   | 137       |                             | 07:44:25       | 5,84 km/h |
| 324 | 1131 | GÉHANT Matthieu       | M.   | SE   | 138       |                             | 07:44:33       | 5,84 km/h |
| 325 | 1452 | BOUTOLLEAU Laurie     | F.   | SE   | 25        |                             | 07:44:47       | 5,84 km/h |
| 326 | 1437 | VISINTIN Stéphane     | M.   | V2   | 46        | COUREURS DE ST GEORGES      | 07:45:32       | 5,83 km/h |
| 327 | 1429 | CORVAISIER Sylvie     | F.   | V2   | 4         | LACETS DU LIZON             | 07:45:40       | 5,82 km/h |
| 328 | 1221 | FOURNEL Marie         | F.   | SE   | 26        |                             | 07:46:39       | 5,81 km/h |
| 329 | 1197 | MARQUIS Thierry       | M.   | V2   | 47        |                             | 07:46:48       | 5,81 km/h |
| 330 | 1391 | MARTINS-PONTES Stép.  | M.   | V2   | 48        | ASSP VERGEZE                | 07:47:18       | 5,80 km/h |
| 331 | 1418 | POPP Jérôme           | M.   | V2   | 49        |                             | 07:48:11       | 5,79 km/h |
| 332 | 1239 | CHARLAIX Dominique    | M.   | V2   | 50        | TOP COURIR MARSEILLE        | 07:48:23       | 5,79 km/h |
| 333 | 1240 | RAMBION-CHARLAIX Syl. | F.   | V2   | 5         | TOP COURIR MARSEILLE        | 07:48:23       | 5,79 km/h |
| 334 | 1242 | SIMON Thierry         | M.   | V1   | 96        | 26 ALLAN                    | 07:48:52       | 5,78 km/h |
| 335 | 1431 | DIDRY Jacques         | M.   | V3   | 6         | LES FOULÉES PÉLISSANNAISES  | 07:51:20       | 5,75 km/h |

| Pos | N°   | Nom                   | Sexe | Cat. | Class cat | Club / Team                   | Temps officiel | Vitesse   |
|-----|------|-----------------------|------|------|-----------|-------------------------------|----------------|-----------|
| 336 | 1091 | MORIN Christophe      | M.   | V1   | 97        | BAVENT (14)                   | 07:51:30       | 5,75 km/h |
| 337 | 1488 | LAURENT Philippe      | M.   | V1   | 98        | SAINT GÉLY DU FESC            | 07:51:50       | 5,75 km/h |
| 338 | 1323 | DAMIENS François      | M.   | SE   | 139       |                               | 07:51:58       | 5,75 km/h |
| 339 | 1018 | CHAMINADE Virginie    | F.   | SE   | 27        | RUN TOGETHER NONTRON / MDF 24 | 07:52:13       | 5,74 km/h |
| 340 | 1168 | PAILLARD Christophe   | M.   | V2   | 51        | PEROLS FOOTING                | 07:52:44       | 5,74 km/h |
| 341 | 1281 | BRUNNER Romain        | M.   | SE   | 140       | BDK RUNNING                   | 07:52:52       | 5,74 km/h |
| 342 | 1083 | MEGER Michel          | M.   | SE   | 141       |                               | 07:53:40       | 5,73 km/h |
| 343 | 1001 | POULIQUEN Guillaume   | M.   | SE   | 142       |                               | 07:54:24       | 5,72 km/h |
| 344 | 1304 | FINART Aurelia        | F.   | SE   | 28        |                               | 07:54:36       | 5,71 km/h |
| 345 | 1371 | BRÉDA Guillaume       | M.   | SE   | 143       | NIGHT RUN MONTPELLIER         | 07:54:37       | 5,71 km/h |
| 346 | 1326 | ROYER Jerome          | M.   | V1   | 99        |                               | 07:55:27       | 5,70 km/h |
| 347 | 1059 | BECHADE Cedric        | M.   | SE   | 144       |                               | 07:55:44       | 5,70 km/h |
| 348 | 1228 | BRIANT Matthieu       | M.   | SE   | 145       |                               | 07:56:08       | 5,70 km/h |
| 349 | 1193 | MOULIERE Marie Pierr. | F.   | V1   | 10        |                               | 07:56:08       | 5,70 km/h |
| 350 | 1181 | ARDEOIS Jean Francoi. | M.   | V1   | 100       |                               | 07:56:46       | 5,69 km/h |
| 351 | 1379 | LE CLÉZIO Emmanuel    | M.   | V1   | 101       | SAINT-MATHIEU ATHLETIC        | 07:58:31       | 5,67 km/h |
| 352 | 1247 | CHAILLET Frédéric     | M.   | V1   | 102       | BLAGNAC SC                    | 07:58:53       | 5,66 km/h |
| 353 | 1370 | SAVERI Arnaud         | M.   | V2   | 52        |                               | 07:58:53       | 5,66 km/h |
| 354 | 1316 | FOURNIER Matthieu     | M.   | V1   | 103       |                               | 07:59:05       | 5,66 km/h |
| 355 | 1251 | DOREY Ghislaine       | F.   | V1   | 11        | LES LACETS DU LIZON           | 07:59:26       | 5,66 km/h |
| 356 | 1172 | CORRIOL Anne          | F.   | V1   | 12        | LES LACETS DU LIZON           | 07:59:27       | 5,66 km/h |
| 357 | 1118 | STROPPARO Carole      | F.   | V1   | 13        | S/L AL ECHIROLLES             | 07:59:29       | 5,66 km/h |
| 358 | 1269 | PLOYER Brigitte       | F.   | V3   | 1         | ROC PASSIONS                  | 08:03:22       | 5,61 km/h |
| 359 | 1124 | MAZZEI Jean Marie     | M.   | V1   | 104       |                               | 08:03:25       | 5,61 km/h |
| 360 | 1268 | LEMEE Frederic        | M.   | V1   | 105       |                               | 08:05:01       | 5,59 km/h |
| 361 | 1267 | LE PERON Laurence     | F.   | V1   | 14        |                               | 08:05:01       | 5,59 km/h |
| 362 | 1264 | ANSEL Veronique       | F.   | V2   | 6         | CLUB26ALLAN                   | 08:06:33       | 5,57 km/h |
| 363 | 1236 | DUTARD Luc            | M.   | V2   | 53        | LES ROIS DU X                 | 08:07:48       | 5,56 km/h |
| 364 | 1026 | SERVIAN Frédéric      | M.   | SE   | 146       |                               | 08:07:48       | 5,56 km/h |
| 365 | 1068 | LORENZI Marie-Pierre  | F.   | V1   | 15        | ESTUAIRE CLUB ATHLETIC 17     | 08:07:54       | 5,56 km/h |
| 366 | 1075 | BOUQUET Violaine      | F.   | SE   | 29        | ECA17                         | 08:07:56       | 5,56 km/h |
| 367 | 1006 | CLÉDAT Nicolas        | M.   | V1   | 106       |                               | 08:11:15       | 5,52 km/h |
| 368 | 1216 | MAZET Nicole          | F.   | V3   | 2         | BIGORRE RUNNING65             | 08:11:28       | 5,52 km/h |
| 369 | 1095 | GONZALEZ Etienne      | M.   | SE   | 147       |                               | 08:11:38       | 5,52 km/h |
| 370 | 1079 | MARTINEZ Luc          | M.   | SE   | 148       |                               | 08:11:38       | 5,52 km/h |
| 371 | 1182 | PRESSENDIA Jean Bric. | M.   | V1   | 107       |                               | 08:11:41       | 5,52 km/h |
| 372 | 1157 | FRANÇON Michel        | M.   | V2   | 54        | CLUB26ALLAN                   | 08:11:50       | 5,51 km/h |
| 373 | 1498 | ADOTEVI Olivier       | M.   | V2   | 55        |                               | 08:12:48       | 5,50 km/h |
| 374 | 1237 | MORICONI Muriel       | F.   | V2   | 7         | LES ROI DU X                  | 08:13:13       | 5,50 km/h |
| 375 | 1214 | SEVILLA Sandrine      | F.   | V1   | 16        | BIGORRE RUNNING65             | 08:13:37       | 5,49 km/h |
| 376 | 1462 | PAULIN Catherine      | F.   | V1   | 17        | LACETS DU LIZON               | 08:13:40       | 5,49 km/h |
| 377 | 1491 | CONIL Christian       | M.   | V2   | 56        | FOULÉE VIGNERONS DU CASTELAS  | 08:15:49       | 5,47 km/h |
| 378 | 1051 | VELIT Catherine       | F.   | V1   | 18        | ROCHEFORT SPORT ATHLETISME    | 08:15:49       | 5,47 km/h |
| 379 | 1284 | DIDIER ChrysteLe      | F.   | V1   | 19        | CLUB26ALLAN                   | 08:16:08       | 5,47 km/h |
| 380 | 1315 | SUCH Adrien           | M.   | SE   | 149       |                               | 08:17:12       | 5,46 km/h |
| 381 | 1317 | DEL COURT Nicolas     | M.   | SE   | 150       |                               | 08:18:07       | 5,45 km/h |
| 382 | 1457 | CHALOPIIN Christelle  | F.   | V1   | 20        | CLUB 26 ALLAN                 | 08:18:20       | 5,44 km/h |
| 383 | 1244 | LAVALLEZ Rémi         | M.   | SE   | 151       | CLUB 26 ALLAN                 | 08:18:20       | 5,44 km/h |
| 384 | 1424 | VIDAL Magali          | F.   | V1   | 21        | CLUB26ALLAN                   | 08:18:20       | 5,44 km/h |
| 385 | 1466 | BUSSEUIL Catherine    | F.   | V2   | 8         | CLUB26ALLAN                   | 08:18:21       | 5,44 km/h |
| 386 | 1458 | CHALOPIIN Christophe  | M.   | V1   | 108       | CLUB 26 ALLAN                 | 08:18:21       | 5,44 km/h |
| 387 | 1343 | IGUAL Morgan          | M.   | SE   | 152       |                               | 08:19:30       | 5,43 km/h |
| 388 | 1093 | GORUCHON Ingrid       | F.   | V2   | 9         | MOISSY CRAMAYEL ATHLETISME    | 08:19:32       | 5,43 km/h |
| 389 | 1056 | BRAZAILLES Nicolas    | M.   | SE   | 153       | COLLECTIF KINGSTOU            | 08:22:11       | 5,40 km/h |
| 390 | 1021 | MACAU Adeline         | F.   | SE   | 30        | MES TES BASKETS 34            | 08:24:13       | 5,38 km/h |
| 391 | 1151 | ODIN Florent          | M.   | SE   | 154       | 1988                          | 08:25:01       | 5,37 km/h |
| 392 | 1430 | ABED Nebila           | F.   | SE   | 31        | LES FOULÉES PÉLISSANNAISES    | 08:31:14       | 5,31 km/h |
| 393 | 1201 | BARDET Monique        | F.   | V2   | 10        |                               | 08:32:03       | 5,30 km/h |
| 394 | 1278 | FREYD Alexandre       | M.   | SE   | 155       | BDK RUNNING                   | 08:33:20       | 5,28 km/h |
| 395 | 1248 | THIERRY Camille       | F.   | SE   | 32        |                               | 08:37:47       | 5,24 km/h |
| 396 | 1364 | GUIGNARD Sébastien    | M.   | V1   | 109       |                               | 08:38:41       | 5,23 km/h |
| 397 | 1133 | CHARTON Jacques       | M.   | SE   | 156       |                               | 08:39:27       | 5,22 km/h |
| 398 | 1311 | HURTADO Jose          | M.   | V1   | 110       |                               | 08:40:35       | 5,21 km/h |
| 399 | 1467 | ALZAS Thierry         | M.   | V2   | 57        | SMA                           | 08:46:30       | 5,15 km/h |
| 400 | 1327 | MOUSSEL François      | M.   | V3   | 7         |                               | 08:46:37       | 5,15 km/h |
| 401 | 1134 | DOMINGUES Didier      | M.   | V1   | 111       |                               | 08:49:08       | 5,13 km/h |
| 402 | 7017 | CHANDIOUX Béatrice    | F.   | V1   | 22        |                               | 08:52:31       | 5,09 km/h |

| Pos | N°   | Nom  | Sexe | Cat. | Class<br>cat | Club / Team      | Temps<br>officiel | Vitesse   |
|-----|------|--|------|------|--------------|------------------|-------------------|-----------|
| 403 | 1046 |  MONTOYA Eric     | M.   | SE   | 157          |                  | 08:53:24          | 5,08 km/h |
| 404 | 1010 |  HERVY Raynald    | M.   | V1   | 112          |                  | 08:53:31          | 5,08 km/h |
| 405 | 7016 |  ALMINANA José    | M.   | V2   | 58           | FERMEUR MARATHON | 08:53:47          | 5,08 km/h |
| 406 | 1152 |  MARLIER François | M.   | V1   | 113          |                  | 08:53:51          | 5,08 km/h |